

# ALUMINUM & STEEL ADAPTERS

## ADAPTERS

Earl's offers the most complete line of adapter fittings in the industry! In addition to the standard range of AN adapters in both aluminum and steel, over the past 30 years Earl's has designed and manufactured a wide selection of special adapter fittings to meet the needs of the racing industry. These specials include metric to AN, inverted flare to AN and power steering fittings.

For AN number to tube size conversion see pg. 111

### PIPE THREAD TO A.N. ADAPTERS



**STRAIGHT**

ALUMINUM PART NO.	STEEL PART NO.	"A" FTG. SIZE	"B" PIPE THD. SIZE
981603ERL	961603ERL	3	1/8
981604ERL	961604ERL	4	1/8
981644ERL	961644ERL	4	1/4
981646ERL	961646ERL	4	3/8
981662ERL	961662ERL	6	1/8
981606ERL	961606ERL	6	1/4
981666ERL	961666ERL	6	3/8
981668ERL	-	6	1/2
981607ERL	-	8	1/4
981608ERL	-	8	3/8
981688ERL	-	8	1/2
981611ERL	-	10	3/8
981610ERL	-	10	1/2
981609ERL	-	10	3/4
981612ERL	-	12	3/4
981613ERL	-	12	1/2
981615ERL	-	16	3/4
981616ERL	-	16	1
981620ERL	-	20	1-1/4



**45° ELBOW**

ALUMINUM PART NO.	STEEL PART NO.	"A" FTG. SIZE	"B" PIPE THD. SIZE
982303ERL	962303ERL	3	1/8
982304ERL	962304ERL	4	1/8
982344ERL	-	4	1/4
982362ERL	-	6	1/8
982306ERL	962306ERL	6	1/4
982366ERL	-	6	3/8
982368ERL	-	6	1/2
982307ERL	-	8	1/4
982308ERL	-	8	3/8
982388ERL	-	8	1/2
982311ERL	-	10	3/8
982310ERL	-	10	1/2
982309ERL	-	10	3/4
982312ERL	-	12	3/4
982313ERL	-	12	1/2
982316ERL	-	16	1



**90° ELBOW**

ALUMINUM PART NO.	STEEL PART NO.	"A" FTG. SIZE	"B" PIPE THD. SIZE
982203ERL	962203ERL	3	1/8
982204ERL	962204ERL	4	1/8
982244ERL	962244ERL	4	1/4
982262ERL	962262ERL	6	1/8
982206ERL	962206ERL	6	1/4
982266ERL	962266ERL	6	3/8
982268ERL	-	6	1/2
982207ERL	-	8	1/4
982208ERL	-	8	3/8
982288ERL	-	8	1/2
982211ERL	-	10	3/8
982210ERL	-	10	1/2
982209ERL	-	10	3/4
982212ERL	-	12	3/4
982213ERL	-	12	1/2
982215ERL	-	16	3/4
982216ERL	-	16	1



**TEE-PIPE  
THREAD  
ON SIDE**

ALUMINUM PART NO.	STEEL PART NO.	"A" FTG. SIZE	"B" FTG. SIZE	"C" PIPE THD. SIZE
982503ERL	962503ERL	3	3	1/8
982504ERL	962504ERL	4	4	1/8
982506ERL	962506ERL	6	6	1/4
982508ERL	-	8	8	3/8
982510ERL	-	10	10	1/2
982512ERL	-	12	12	3/4



**TEE-PIPE  
THREAD  
ON RUN**

ALUMINUM PART NO.	STEEL PART NO.	"A" PIPE THD. SIZE	"B" FTG. SIZE	"C" FTG. SIZE
982603ERL	962603ERL	1/8	3	3
982604ERL	962604ERL	1/8	4	4
982606ERL	962606ERL	1/4	6	6
982608ERL	-	3/8	8	8
982610ERL	-	1/2	10	10
982612ERL	-	3/4	12	12
982616ERL	-	1	12	12

# ALUMINUM & STEEL ADAPTERS

## ADAPTERS

### METRIC THREAD TO A.N. ADAPTERS




**STRAIGHT**

PART NO.	"A" FTG. SIZE	"B" THREAD SIZE
9919BFAERL	4	8MM x 1.5
9919BFCERL	4	10MM x 1.25
9919BFDERL	4	10MM x 1.5
9919BFGERL	4	12MM x 1.5
9919BFHERL	4	14MM x 1.5
9919DFCERL	6	10MM x 1.25
9919DFDERL	6	10MM x 1.5
9919DFGERL	6	12MM x 1.5
9919DFHERL	6	14MM x 1.5
9919DFJERL	6	16MM x 1.5
9919EFGERL	8	12MM x 1.5
9919EFHERL	8	14MM x 1.5
9919EFJERL	8	16MM x 1.5
9919EFKERL	8	18MM x 1.5

PART NO.	"A" FTG. SIZE	"B" THREAD SIZE
9919FFHERL	10	14MM x 1.5
9919FFJERL	10	16MM x 1.5
9919FFKERL	10	18MM x 1.5
9919FFLERL	10	20MM x 1.5
9919GFHERL	12	14MM x 1.5
9919GFJERL	12	16MM x 1.5
9919GFKERL	12	18MM x 1.5
9919GFLERL	12	20MM x 1.5
9919GFHERL	12	30MM x 1.5
9919HFJERL	16	16MM x 1.5
9919HFKERL	16	18MM x 1.5
9919HFLERL	16	20MM x 1.5
9919HFRERL	16	30MM x 1.5

### A.N. TO A.N. ADAPTERS




**UNION - MALE**

ALUMINUM PART NO.	STEEL PART NO.	"A" FTG. SIZE	"B" FTG. SIZE
981503ERL	961503ERL	3	3
981504ERL	961504ERL	4	4
981506ERL	961506ERL	6	6
981508ERL	-	8	8
981510ERL	-	10	10
981512ERL	-	12	12
981516ERL	-	16	16
981520ERL	-	20	20

**UNION - REDUCER**



PART NO.	"A" FTG. SIZE	"B" FTG. SIZE
991902ERL	4	3
991903ERL	5	4
991906ERL	6	4
991907ERL	6	5
991912ERL	8	6
991914ERL	10	6
991915ERL	10	8
991918ERL	12	6
991919ERL	12	8
991920ERL	12	10
991922ERL	16	10
991923ERL	16	12
991924ERL	20	16



**AN TEE**

ALUMINUM PART NO.	STEEL PART NO.	"A" FTG. SIZE	"B" FTG. SIZE	"C" FTG. SIZE
982403ERL	962403ERL	3	3	3
982404ERL	962404ERL	4	4	4
982406ERL	962406ERL	6	6	6
982408ERL	-	8	8	8
982410ERL	-	10	10	10
982412ERL	-	12	12	12
982416ERL	-	16	16	16

**90° ELBOW**




PART NO.	"A" FTG. SIZE	"B" FTG. SIZE
982103ERL	3	3
982104ERL	4	4
982106ERL	6	6
982108ERL	8	8
982110ERL	10	10
982112ERL	12	12
982116ERL	16	16



**45° BULKHEAD**

ALUMINUM PART NO.	STEEL PART NO.	"A" FTG. SIZE	"B" FTG. SIZE
983703ERL	963703ERL	3	3
983704ERL	963704ERL	4	4
983706ERL	963706ERL	6	6
983708ERL	-	8	8
983710ERL	-	10	10
983712ERL	-	12	12




**STRAIGHT BULKHEAD**

ALUMINUM PART NO.	STEEL PART NO.	"A" FTG. SIZE	"B" FTG. SIZE
983203ERL	963203ERL	3	3
983204ERL	963204ERL	4	4
983206ERL	963206ERL	6	6
983208ERL	-	8	8
983210ERL	-	10	10
983212ERL	-	12	12
983216ERL	-	16	16

# ALUMINUM & STEEL ADAPTERS

## ADAPTERS

### A.N. TO A.N. ADAPTERS




**90°  
BULKHEAD**

ALUMINUM PART NO.	STEEL PART NO.	"A" FTG. SIZE	"B" FTG. SIZE
983303ERL	963303ERL	3	3
983304ERL	963304ERL	4	4
983306ERL	963306ERL	6	6
983308ERL	-	8	8
983310ERL	-	10	10
983312ERL	-	12	12
983316ERL	-	16	16




**AN TEE**

ALUMINUM PART NO.	STEEL PART NO.	"A" FTG. SIZE	"B" FTG. SIZE	"C" FTG. SIZE
983403ERL	963403ERL	3	3	3
983404ERL	963404ERL	4	4	4
983406ERL	963406ERL	6	6	6
983408ERL	-	8	8	8
983410ERL	-	10	10	10
983412ERL	-	12	12	12
983416ERL	-	16	16	16




**BULKHEAD  
TEE ON RUN**

ALUMINUM PART NO.	STEEL PART NO.	"A" FTG. SIZE	"B" FTG. SIZE	"C" FTG. SIZE
980403ERL	960403ERL	3	3	3
980404ERL	960404ERL	4	4	4
980406ERL	960406ERL	6	6	6
980408ERL	-	8	8	8
980410ERL	-	10	10	10
980412ERL	-	12	12	12
980416ERL	-	16	16	16



**BULKHEAD  
NUT**

ALUMINUM PART NO.	STEEL PART NO.	QTY. PER PKG.	FTG. SIZE
592403ERL	502403ERL	2	3
592404ERL	502404ERL	2	4
592406ERL	502406ERL	2	6
992408ERL	-	1	8
992410ERL	-	1	10
992412ERL	-	1	12
992416ERL	-	1	16



**TUBE  
NUT**

ALUMINUM PART NO.	STEEL PART NO.	QTY. PER PKG.	FTG. SIZE	TUBE SIZE
581803ERL	561803ERL	2	3	3/16
581804ERL	561804ERL	2	4	1/4
581805ERL	-	2	5	5/16
581806ERL	561806ERL	2	6	3/8
981808ERL	-	1	8	1/2
981810ERL	-	1	10	5/8
981812ERL	-	1	12	3/4
981816ERL	-	1	16	1



**TUBE  
SLEEVE**

ALUMINUM PART NO.	STEEL PART NO.	QTY. PER PKG.	FTG. SIZE	TUBE SIZE
581903ERL	561903ERL	2	3	3/16
581904ERL	561904ERL	2	4	1/4
581905ERL	-	2	5	5/16
581906ERL	561906ERL	2	6	3/8
981908ERL	-	1	8	1/2
981910ERL	-	1	10	5/8
981912ERL	-	1	12	3/4
981916ERL	-	1	16	1

# ALUMINUM & STEEL ADAPTERS

## ADAPTERS

### A.N. TO A.N. ADAPTERS

#### FEMALE AN TEE ("O" RING SEAL)



ALUMINUM PART NO.	"A" FTG. SIZE	"B" FTG. SIZE	"C" FTG. SIZE
993804ERL	4	4	4
993806ERL	6	6	6
993808ERL	8	8	8
993810ERL	10	10	10
993812ERL	12	12	12

#### AN REDUCER ("O" RING SEAL)



PART NO.	"A" FTG. SIZE	"B" FTG. SIZE
989404ERL	10	8
989409ERL	12	8
989410ERL	12	10
989411ERL	16	12
989443ERL	4	3
989464ERL	6	4
989486ERL	8	6

### PIPE THREAD TO PIPE THREAD ADAPTERS

#### FEMALE COUPLING



PART NO.	PIPE THD. SIZE
991001ERL	1/8
991002ERL	1/4
991003ERL	3/8
991004ERL	1/2
991006ERL	3/4

#### MALE NIPPLE



PART NO.	PIPE THD. SIZE
991101ERL	1/8
991102ERL	1/4
991103ERL	3/8
991104ERL	1/2
991106ERL	3/4

#### PIPE NIPPLE - STEEL



PART NO.	PIPE THD. SIZE
901102ERL	1/8

#### 45° ELBOW INTERNAL/EXTERNAL PIPE THREAD



PART NO.	"A" PIPE THD. SIZE	"B" PIPE THD. SIZE
991501ERL	1/8	1/8
991502ERL	1/4	1/4
991503ERL	3/8	3/8

#### 90° ELBOW INTERNAL/EXTERNAL PIPE THREAD



PART NO.	"A" PIPE THD. SIZE	"B" PIPE THD. SIZE
991401ERL	1/8	1/8
991402ERL	1/4	1/4
991403ERL	3/8	3/8

#### 90° ELBOW INTERNAL PIPE THREAD



PART NO.	"A" PIPE THD. SIZE	"B" PIPE THD. SIZE
991601ERL	1/8	1/8
991602ERL	1/4	1/4
991603ERL	3/8	3/8

#### TEE INTERNAL PIPE THREAD




PART NO.	"A" PIPE THD. SIZE	"B" PIPE THD. SIZE	"C" PIPE THD. SIZE
991701ERL	1/8	1/8	1/8
991702ERL	1/4	1/4	1/4
991703ERL	3/8	3/8	3/8

# ALUMINUM & STEEL ADAPTERS

## ADAPTERS

### PIPE THREAD TO PIPE THREAD ADAPTERS

#### REDUCER - PIPE BUSHING



PART NO.	"A" PIPE THD. SIZE	"B" PIPE THD. SIZE
991201ERL	1/4	1/8
991202ERL	3/8	1/4
991203ERL	3/8	1/8
991204ERL	1/2	3/8
991205ERL	1/2	1/4
991206ERL	1/2	1/8
991207ERL	3/4	1/2

PART NO.	"A" PIPE THD. SIZE	"B" PIPE THD. SIZE
991208ERL	3/4	3/8
991209ERL	3/4	1/4
991210ERL	1	3/4
991211ERL	1	1/2
991212ERL	1	3/8
991213ERL	1 1/4	3/4

### HOSE BARB TO PIPE THREAD ADAPTERS

#### STRAIGHT



PART NO.	"A" HOSE SIZE	"B" FTG. SIZE
984004ERL	1/4	1/8
984006ERL	3/8	1/4
984008ERL	1/2	3/8
984010ERL	5/8	1/2
984012ERL	3/4	3/4

#### 45° ELBOW



PART NO.	"A" HOSE SIZE	"B" FTG. SIZE
984404ERL	1/4	1/8
984406ERL	3/8	1/4
984408ERL	1/2	3/8
984410ERL	5/8	1/2
984412ERL	3/4	3/4

#### 90° ELBOW



PART NO.	"A" HOSE SIZE	"B" FTG. SIZE
984204ERL	1/4	1/8
984206ERL	3/8	1/4
984208ERL	1/2	3/8
984210ERL	5/8	1/2
984212ERL	3/4	3/4

### ALUMINUM & STEEL WELD FITTINGS

#### FEMALE NPT



ALUM. PART NO.	"A" FTG. SIZE
996701ERL	1/8"
996702ERL	1/4"
996703ERL	3/8"
996704ERL	1/2"
996706ERL	3/4"

#### FEMALE AN ("O" RING SEAL)



ALUM. PART NO.	"A" FTG. SIZE
987104ERL	4
987106ERL	6
987108ERL	8
987110ERL	10
987112ERL	12
987116ERL	16



#### MALE AN

ALUM. PART NO.	STEEL PART NO.	"A" FTG. SIZE
997103ERL	-	3
997104ERL	967104ERL	4
997106ERL	967106ERL	6
997108ERL	967108ERL	8
997110ERL	967110ERL	10
997112ERL	967112ERL	12
997116ERL	967116ERL	16
997120ERL	-	20
997124ERL	-	24

#### FEMALE NPT BOSS




ALUM. PART NO.	"A" FTG. SIZE
986701ERL	1/8"
986702ERL	1/4"
986703ERL	3/8"
986704ERL	1/2"
986706ERL	3/4"

- 6061 bare aluminum
- Zinc plated steel

# ALUMINUM & STEEL ADAPTERS

## ADAPTERS

### SPECIAL PURPOSE ADAPTERS



**FLARE REDUCERS**

ALUMINUM PART NO.	STEEL PART NO.	"A" FTG. SIZE	"B" FTG. SIZE
-	9692043ERL	4	3
9892064ERL	969206ERL	6	4
9892084ERL	-	8	4
9892086ERL	969208ERL	8	6
9892104ERL	-	10	4
9892106ERL	-	10	6
9892108ERL	-	10	8
9892126ERL	-	12	6
9892128ERL	-	12	8
9892120ERL	-	12	10
9892160ERL	-	16	10
9892162ERL	-	16	12
9892206ERL	-	20	16




**NEW!**

**FLARE EXPANDERS**

ALUMINUM PART NO.	STEEL PART NO.	"A" FTG. SIZE	"B" FTG. SIZE
9893034ERL	9693034ERL	3	4
9893046ERL	-	4	6
9893068ERL	-	6	8
9893810ERL	-	8	10
9893102ERL	-	10	12
9893126ERL	-	12	16

### ALUMINUM TUBING ADAPTERS



PART NO.	"A" FTG. SIZE	"B" TUBE SIZE
165056ERL	-6 AN Male	5/16"
165006ERL	-6 AN Male	3/8"
165008ERL	-8 AN Male	1/2"
165010ERL	-10 AN Male	5/8"
165156ERL	-6 AN Female	5/16"
165106ERL	-6 AN Female	3/8"
165108ERL	-8 AN Female	1/2"
165110ERL	-10 AN Female	5/8"


\*50 PSI MAX

### STRAIGHT AN SWIVEL TO MALE NPT



PART NO.	"A" FTG. SIZE	"B" NPT THREAD SIZE
916103ERL	3	1/8
916104ERL	4	1/8
916144ERL	4	1/4
916106ERL	6	1/4
916162ERL	6	1/8
916166ERL	6	3/8
916107ERL	8	1/4
916108ERL	8	3/8
916188ERL	8	1/2
916110ERL	10	1/2
916111ERL	10	3/8
916112ERL	12	3/4
916113ERL	12	1/2

### 90° MALE AN TO MALE SWIVEL NPT



PART NO.	"A" FTG. SIZE	"B" NPT THREAD SIZE
922103ERL	3	1/8
922104ERL	4	1/8
922144ERL	4	1/4
922106ERL	6	1/4
922162ERL	6	1/8
922166ERL	6	3/8
922107ERL	8	1/4
922108ERL	8	3/8
922188ERL	8	1/2
922110ERL	10	1/2
922111ERL	10	3/8
922112ERL	12	3/4
922113ERL	12	1/2

### STRAIGHT FEMALE AN SWIVEL COUPLING



PART NO.	"A" FTG. SIZE	"B" FTG. SIZE
915103ERL	3	3
915104ERL	4	4
915106ERL	6	6
915186ERL	8	6
915108ERL	8	8
915110ERL	10	10
915112ERL	12	12
915116ERL	16	16
915120ERL	20	20

# ALUMINUM ADAPTERS

## ADAPTERS

### SPECIAL PURPOSE ADAPTERS

#### 45° FEMALE AN SWIVEL TO FEMALE AN SWIVEL - TUBE



PART NO.	"A" FTG. SIZE	"B" FTG. SIZE
939203ERL	3	3
939204ERL	4	4
939206ERL	6	6
939208ERL	8	8
939210ERL	10	10
939212ERL	12	12
939216ERL	16	16

#### 90° FEMALE AN SWIVEL TO FEMALE AN SWIVEL - TUBE



PART NO.	"A" FTG. SIZE	"B" FTG. SIZE
935103ERL	3	3
935104ERL	4	4
935106ERL	6	6
935108ERL	8	8
935110ERL	10	10
935112ERL	12	12
935116ERL	16	16

#### 45° FEMALE AN SWIVEL TO FEMALE AN SWIVEL LOW PROFILE



PART NO.	"A" FTG. SIZE	"B" FTG. SIZE
939103ERL	3	3
939104ERL	4	4
939106ERL	6	6
939108ERL	8	8
939110ERL	10	10
939112ERL	12	12
939116ERL	16	16

#### 90° FEMALE AN SWIVEL TO FEMALE AN SWIVEL LOW PROFILE



PART NO.	"A" FTG. SIZE	"B" FTG. SIZE
934103ERL	3	3
934104ERL	4	4
934106ERL	6	6
934108ERL	8	8
934110ERL	10	10
934112ERL	12	12
934116ERL	16	16

#### 45° FEMALE AN SWIVEL TO MALE AN



PART NO.	"A" FTG. SIZE	"B" FTG. SIZE
924103ERL	3	3
924104ERL	4	4
924106ERL	6	6
924108ERL	8	8
924110ERL	10	10
924112ERL	12	12

#### 90° FEMALE AN SWIVEL TO MALE AN



BLUE PART NO.	STEEL PART NO.	"A" FTG. SIZE	"B" FTG. SIZE
921103ERL	966303ERL	3	3
921104ERL	966304ERL	4	4
921106ERL	966306ERL	6	6
921108ERL		8	8
921110ERL		10	10
921112ERL		12	12

#### AN TEE FEMALE SWIVEL ON SIDE




BLUE PART NO.	"A" FTG. SIZE	"B" FTG. SIZE	"C" FTG. SIZE
925103ERL	3	3	3
925104ERL	4	4	4
925106ERL	6	6	6
925108ERL	8	8	8
925110ERL	10	10	10
925112ERL	12	12	12



#### AN TEE FEMALE SWIVEL ON RUN

BLUE PART NO.	"A" FTG. SIZE	"B" FTG. SIZE	"C" FTG. SIZE
926103ERL	3	3	3
926104ERL	4	4	4
926106ERL	6	6	6
926108ERL	8	8	8
926110ERL	10	10	10
926112ERL	12	12	12

#### 90° FEMALE AN TO MALE SWIVEL NPT (OR METRIC)



PART NO.	"A" FTG. SIZE	"B" NPT/ METRIC THREAD SIZE
923103ERL	3	1/8
923104ERL	4	1/8
923144ERL	4	1/4
923106ERL	6	1/4
923162ERL	6	1/8
923166ERL	6	3/8
923107ERL	8	1/4
923108ERL	8	3/8

PART NO.	"A" FTG. SIZE	"B" NPT/ METRIC THREAD SIZE
923188ERL	8	1/2
923110ERL	10	1/2
923111ERL	10	3/8
923113ERL	12	1/2
923112ERL	12	3/4
923191ERL	-6	12mm x 1.25
923192ERL	-6	12mm x 1.5



# ALUMINUM ADAPTERS

## ADAPTERS

### SPECIAL PURPOSE ADAPTERS

#### AN PORT ADAPTER ("O" RING SEAL) (PORT END CONTOURED FOR MAXIMUM FLOW)



PART NO.	"A" FTG. SIZE	"B" FTG. SIZE
985064ERL	-6	7/16-20 (AN 4)
985065ERL	-6	1/2-20 (AN 5)
985006ERL	-6	9/16-18 (AN 6)
985068ERL	-6	3/4-16 (AN 8)
985086ERL	-8	9/16-18 (AN 6)
985008ERL	-8	3/4-16 (AN 8)
985081ERL	-8	7/8-14 (AN 10)
985009ERL	-10	3/4-16 (AN 8)
985010ERL	-10	7/8-14 (AN 10)
985011ERL	-10	1 1/16-12 (AN 12)
985013ERL	-12	7/8-14 (AN 10)
985012ERL	-12	1 1/16-12 (AN 12)
<b>NEW!</b> 985016ERL	-16	1 1/16-12 (AN 12)

#### 90° MALE AN TO MALE SWIVEL A.N. (OR METRIC)



PART NO.	"A" FTG. SIZE	"B" THREAD SIZE
949064ERL	6	7/16-20
949065ERL	6	1/2-20
949006ERL	6	9/16-18
949068ERL	6	3/4-16
949091ERL	6	12mm x 1.25
949092ERL	6	12mm x 1.5
949093ERL	6	7/8-20
949094ERL	6	9/16-24
949096ERL	6	5/8-18
949086ERL	8	9/16-18
949008ERL	8	3/4-16
949081ERL	8	7/8-14
949083ERL	8	7/8-20
949009ERL	10	3/4-16
949010ERL	10	7/8-14
949011ERL	10	1 1/16-12
949013ERL	12	7/8-14
949012ERL	12	1 1/16-12

#### EXTENDED OIL PRESSURE FITTINGS



STEEL PART NO.	"A" FTG. SIZE	"B" NPT THREAD SIZE
968803ERL	3	1/8
968804ERL	4	1/8

### CAPS & PLUGS

#### A.N. CAP



See pg. 105  
for plastic plugs

PART NO.	QTY. PER PKG.	FTG. SIZE
592902ERL	2	2
592903ERL	2	3
592904ERL	2	4
592906ERL	2	6
992908ERL	1	8
992910ERL	1	10
992912ERL	1	12
992916ERL	1	16
992920ERL	1	20

#### A.N. PLUG



See pg. 105  
for plastic plugs

PART NO.	QTY. PER PKG.	FTG. SIZE
580603ERL	2	3
580604ERL	2	4
580606ERL	2	6
980608ERL	1	8
980610ERL	1	10
980612ERL	1	12
980616ERL	1	16
980620ERL	1	20

#### PORT PLUG ("O" RING SEAL)



PART NO.	QTY. PER PKG.	FTG. SIZE
581403ERL	2	3
581404ERL	2	4
581406ERL	2	6
981408ERL	1	8
981410ERL	1	10
981412ERL	1	12
981416ERL	1	16

#### NPT PLUG- INTERNAL WRENCHING



PART NO.	QTY. PER PKG.	FTG. SIZE
593201ERL	2	1/16
593202ERL	2	1/8
593203ERL	2	1/4
593204ERL	2	3/8
993205ERL	1	1/2
993206ERL	1	3/4

#### NPT PLUG-HEX HEAD



PART NO.	FTG. SIZE
993301ERL	1/8
993302ERL	1/4
993303ERL	3/8
993304ERL	1/2
993306ERL	3/4



# ANO-TUFF™ ADAPTERS

## ADAPTERS

**NEW!**

The perfect match for our hugely popular Ano-Tuff™ hose ends. Ano-Tuff™ adapters feature the same Mil Spec hard anodized coating that penetrates the aluminum base to deliver superior wear and corrosion resistance.

### STRAIGHT



PART NO.	"A" FTG. SIZE	"B" NPT THREAD SIZE
AT981604ERL	4	1/8
AT981644ERL	4	1/4
AT981662ERL	6	1/8
AT981606ERL	6	1/4
AT981666ERL	6	3/8
AT981668ERL	6	1/2
AT981607ERL	8	1/4
AT981608ERL	8	3/8
AT981688ERL	8	1/2
AT981611ERL	10	3/8
AT981610ERL	10	1/2
AT981609ERL	10	3/4
AT981613ERL	12	1/2
AT981612ERL	12	3/4
AT981615ERL	16	3/4
AT981616ERL	16	1

### 45° ELBOW



PART NO.	"A" FTG. SIZE	"B" NPT THREAD SIZE
AT982304ERL	4	1/8
AT982344ERL	4	1/4
AT982362ERL	6	1/8
AT982306ERL	6	1/4
AT982366ERL	6	3/8
AT982368ERL	6	1/2
AT982307ERL	8	1/4
AT982308ERL	8	3/8
AT982388ERL	8	1/2
AT982311ERL	10	3/8
AT982310ERL	10	1/2
AT982309ERL	10	3/4
AT982313ERL	12	1/2
AT982312ERL	12	3/4
AT982316ERL	16	1

### 90° ELBOW



PART NO.	"A" FTG. SIZE	"B" NPT THREAD SIZE
AT982204ERL	4	1/8
AT982244ERL	4	1/4
AT982262ERL	6	1/8
AT982206ERL	6	1/4
AT982266ERL	6	3/8
AT982268ERL	6	1/2
AT982207ERL	8	1/4
AT982208ERL	8	3/8
AT982288ERL	8	1/2
AT982211ERL	10	3/8
AT982210ERL	10	1/2
AT982209ERL	10	3/4
AT982213ERL	12	1/2
AT982212ERL	12	3/4
AT982215ERL	16	3/4
AT982216ERL	16	1

### AN TEE



PART NO.	"A" FTG. SIZE	"B" FTG. SIZE	"C" FTG. SIZE
AT982403ERL	3	3	3
AT982404ERL	4	4	4
AT982406ERL	6	6	6
AT982408ERL	8	8	8
AT982410ERL	10	10	10
AT982412ERL	12	12	12
AT982416ERL	16	16	16

### TEE-PIPE THREAD ON SIDE



PART NO.	"A" FTG. SIZE	"B" FTG. SIZE	"C" PIPE THD. SIZE
AT982503ERL	3	3	1/8
AT982504ERL	4	4	1/8
AT982506ERL	6	6	1/4
AT982508ERL	8	8	3/8
AT982510ERL	10	10	1/2
AT982512ERL	12	12	3/4

### UNION - MALE



PART NO.	"A" FTG. SIZE	"B" FTG. SIZE
AT981504ERL	4	4
AT981506ERL	6	6
AT981508ERL	8	8
AT981510ERL	10	10
AT981512ERL	12	12
AT981516ERL	16	16

### TEE-PIPE THREAD ON RUN



PART NO.	"A" PIPE THD. SIZE	"B" FTG. SIZE	"C" FTG. SIZE
AT982603ERL	1/8	3	3
AT982604ERL	1/8	4	4
AT982606ERL	1/4	6	6
AT982608ERL	3/8	8	8
AT982610ERL	1/2	10	10
AT982612ERL	3/4	12	12
AT982616ERL	1	12	12

# ANO-TUFF™ ADAPTERS

## ADAPTERS

**NEW!**

The perfect match for our hugely popular Ano-Tuff™ hose ends. Ano-Tuff™ adapters feature the same Mil Spec hard anodized coating that penetrates the aluminum base to deliver superior wear and corrosion resistance.

### UNION - REDUCER



PART NO.	"A" FTG. SIZE	"B" FTG. SIZE
AT991902ERL	4	3
AT991903ERL	5	4
AT991906ERL	6	4
AT991907ERL	6	5
AT991912ERL	8	6
AT991914ERL	10	6
AT991915ERL	10	8
AT991918ERL	12	6
AT991919ERL	12	8
AT991920ERL	12	10
AT991922ERL	16	10
AT991923ERL	16	12
AT991924ERL	20	16

### 45° BULKHEAD



PART NO.	"A" FTG. SIZE	"B" FTG. SIZE
AT983703ERL	3	3
AT983704ERL	4	4
AT983706ERL	6	6
AT983708ERL	8	8
AT983710ERL	10	10
AT983712ERL	12	12

### 90° BULKHEAD



PART NO.	"A" FTG. SIZE	"B" FTG. SIZE
AT983303ERL	3	3
AT983304ERL	4	4
AT983306ERL	6	6
AT983308ERL	8	8
AT983310ERL	10	10
AT983312ERL	12	12
AT983316ERL	16	16

### STRAIGHT BULKHEAD



PART NO.	"A" FTG. SIZE	"B" FTG. SIZE
AT983203ERL	3	3
AT983204ERL	4	4
AT983206ERL	6	6
AT983208ERL	8	8
AT983210ERL	10	10
AT983212ERL	12	12
AT983216ERL	16	16

### BULKHEAD NUT



PART NO.	QTY. PER PKG.	FTG. SIZE
AT592403ERL	2	3
AT592404ERL	2	4
AT592406ERL	2	6
AT992408ERL	1	8
AT992410ERL	1	10
AT992412ERL	1	12
AT992416ERL	1	16

### AN TEE BULKHEAD



PART NO.	"A" FTG. SIZE	"B" FTG. SIZE	"C" FTG. SIZE
AT983403ERL	3	3	3
AT983404ERL	4	4	4
AT983406ERL	6	6	6
AT983408ERL	8	8	8
AT983410ERL	10	10	10
AT983412ERL	12	12	12
AT983416ERL	16	16	16

### TUBE NUT



PART NO.	QTY. PER PKG.	FTG. SIZE	TUBE SIZE
AT581803ERL	2	3	3
AT581804ERL	2	4	4
AT581805ERL	2	5	5
AT581806ERL	2	6	6
AT981808ERL	1	8	8
AT981810ERL	1	10	10
AT981812ERL	1	12	12
AT981816ERL	1	16	16

# ANO-TUFF™ ADAPTERS

## ADAPTERS

### CAPS & PLUGS

**NEW!**

The perfect match for our hugely popular Ano-Tuff™ hose ends. Ano-Tuff™ adapters feature the same Mil Spec hard anodized coating that penetrates the aluminum base to deliver superior wear and corrosion resistance.

#### A.N. CAP



See pg. 105  
for plastic caps

PART NO.	QTY. PER PKG.	FTG. SIZE
AT592902ERL	2	2
AT592903ERL	2	3
AT592904ERL	2	4
AT592906ERL	2	6
AT992908ERL	1	8
AT992910ERL	1	10
AT992912ERL	1	12
AT992916ERL	1	16
AT992920ERL	1	20

#### A.N. PLUG



See pg. 105  
for plastic plugs

PART NO.	QTY. PER PKG.	FTG. SIZE
AT580603ERL	2	3
AT580604ERL	2	4
AT580606ERL	2	6
AT980608ERL	1	8
AT980610ERL	1	10
AT980612ERL	1	12
AT980616ERL	1	16
AT980620ERL	1	20

#### PORT PLUG ("O" RING SEAL)



PART NO.	QTY. PER PKG.	FTG. SIZE
AT581403ERL	2	3
AT581404ERL	2	4
AT581406ERL	2	6
AT981408ERL	1	8
AT981410ERL	1	10
AT981412ERL	1	12
AT981416ERL	1	16

#### NPT PLUG-INTERNAL WRENCHING



PART NO.	QTY. PER PKG.	FTG. SIZE
AT593201ERL	2	1/16
AT593202ERL	2	1/8
AT593203ERL	2	1/4
AT593204ERL	2	3/8
AT993205ERL	1	1/2
AT993206ERL	1	3/4

#### NPT PLUG-HEX HEAD



PART NO.	FTG. SIZE
AT993301ERL	1/8
AT993302ERL	1/4
AT993303ERL	3/8
AT993304ERL	1/2
AT993306ERL	3/4

### SPECIAL PURPOSE ADAPTERS

#### FLARE REDUCERS



PART NO.	"A" FTG. SIZE	"B" FTG. SIZE
AT9892064ERL	6	4
AT9892084ERL	8	4
AT9892086ERL	8	6
AT9892104ERL	10	4
AT9892106ERL	10	6
AT9892108ERL	10	8
AT9892126ERL	12	6
AT9892128ERL	12	8
AT9892120ERL	12	10
AT9892160ERL	16	10
AT9892162ERL	16	12
AT9892206ERL	20	16

#### STRAIGHT FEMALE AN SWIVEL COUPLING



PART NO.	"A" FTG. SIZE	"B" FTG. SIZE
AT915103ERL	3	3
AT915104ERL	4	4
AT915106ERL	6	6
AT915186ERL	8	6
AT915108ERL	8	8
AT915110ERL	10	10
AT915112ERL	12	12
AT915116ERL	16	16
AT915120ERL	20	20


# ANO-TUFF™ ADAPTERS

## ADAPTERS

**NEW!**

The perfect match for our hugely popular Ano-Tuff™ hose ends. Ano-Tuff™ adapters feature the same Mil Spec hard anodized coating that penetrates the aluminum base to deliver superior wear and corrosion resistance.

### 45° FEMALE AN SWIVEL TO FEMALE AN SWIVEL - TUBE



PART NO.	"A" FTG. SIZE	"B" FTG. SIZE
AT939203ERL	3	3
AT939204ERL	4	4
AT939206ERL	6	6
AT939208ERL	8	8
AT939210ERL	10	10
AT939212ERL	12	12
AT939216ERL	16	16

### 90° FEMALE AN SWIVEL TO FEMALE AN SWIVEL - TUBE



PART NO.	"A" FTG. SIZE	"B" FTG. SIZE
AT935103ERL	3	3
AT935104ERL	4	4
AT935106ERL	6	6
AT935108ERL	8	8
AT935110ERL	10	10
AT935112ERL	12	12
AT935116ERL	16	16

### 45° FEMALE AN SWIVEL TO FEMALE AN SWIVEL LOW PROFILE



PART NO.	"A" FTG. SIZE	"B" FTG. SIZE
AT939103ERL	3	3
AT939104ERL	4	4
AT939106ERL	6	6
AT939108ERL	8	8
AT939110ERL	10	10
AT939112ERL	12	12
AT939116ERL	16	16

### 90° FEMALE AN SWIVEL TO FEMALE AN SWIVEL LOW PROFILE



PART NO.	"A" FTG. SIZE	"B" FTG. SIZE
AT934103ERL	3	3
AT934104ERL	4	4
AT934106ERL	6	6
AT934108ERL	8	8
AT934110ERL	10	10
AT934112ERL	12	12
AT934116ERL	16	16

### 45° FEMALE AN SWIVEL TO MALE AN



PART NO.	"A" FTG. SIZE	"B" FTG. SIZE
AT924103ERL	3	3
AT924104ERL	4	4
AT924106ERL	6	6
AT924108ERL	8	8
AT924110ERL	10	10
AT924112ERL	12	12

### 90° FEMALE AN SWIVEL TO MALE AN



PART NO.	"A" FTG. SIZE	"B" FTG. SIZE
AT921103ERL	3	3
AT921104ERL	4	4
AT921106ERL	6	6
AT921108ERL	8	8
AT921110ERL	10	10
AT921112ERL	12	12

### AN TEE FEMALE SWIVEL ON SIDE



PART NO.	"A" FTG. SIZE	"B" FTG. SIZE	"C" FTG. SIZE
AT925103ERL	3	3	3
AT925104ERL	4	4	4
AT925106ERL	6	6	6
AT925108ERL	8	8	8
AT925110ERL	10	10	10
AT925112ERL	12	12	12

### AN TEE FEMALE SWIVEL ON RUN



PART NO.	"A" FTG. SIZE	"B" FTG. SIZE	"C" FTG. SIZE
AT926103ERL	3	3	3
AT926104ERL	4	4	4
AT926106ERL	6	6	6
AT926108ERL	8	8	8
AT926110ERL	10	10	10
AT926112ERL	12	12	12

# ANO-TUFF™ ADAPTERS

## ADAPTERS

**NEW!**

The perfect match for our hugely popular Ano-Tuff™ hose ends. Ano-Tuff™ adapters feature the same Mil Spec hard anodized coating that penetrates the aluminum base to deliver superior wear and corrosion resistance.

### STRAIGHT AN SWIVEL TO MALE NPT



PART NO.	"A" FTG. SIZE	"B" NPT THREAD SIZE
AT916103ERL	3	1/8
AT916104ERL	4	1/8
AT916144ERL	4	1/4
AT916106ERL	6	1/4
AT916162ERL	6	1/8
AT916166ERL	6	3/8
AT916107ERL	8	1/4
AT916108ERL	8	3/8
AT916188ERL	8	1/2
AT916110ERL	10	1/2
AT916111ERL	10	3/8
AT916112ERL	12	3/4
AT916113ERL	12	1/2

### 90° MALE AN TO MALE SWIVEL NPT



PART NO.	"A" FTG. SIZE	"B" NPT THREAD SIZE
AT922103ERL	3	1/8
AT922104ERL	4	1/8
AT922144ERL	4	1/4
AT922106ERL	6	1/4
AT922162ERL	6	1/8
AT922166ERL	6	3/8
AT922107ERL	8	1/4
AT922108ERL	8	3/8
AT922188ERL	8	1/2
AT922110ERL	10	1/2
AT922111ERL	10	3/8
AT922112ERL	12	3/4
AT922113ERL	12	1/2

### PORT ADAPTERS ("O" Ring seal)



PART NO.	"A" FTG. SIZE	"B" FTG. SIZE
AT985064ERL	-6	7/16-20 (AN 4)
AT985065ERL	-6	1/2-20 (AN 5)
AT985006ERL	-6	9/16-18 (AN 6)
AT985068ERL	-6	3/4-16 (AN 8)
AT985086ERL	-8	9/16-18 (AN 6)
AT985008ERL	-8	3/4-16 (AN 8)
AT985081ERL	-8	7/8-14 (AN 10)
AT985009ERL	-10	3/4-16 (AN 8)
AT985010ERL	-10	7/8-14 (AN 10)
AT985011ERL	-10	1 1/16-12 (AN 12)
AT985013ERL	-12	7/8-14 (AN 10)
AT985012ERL	-12	1 1/16-12 (AN 12)
AT985016ERL	-16	1 1/16-12 (AN 12)

### 90° MALE AN TO MALE SWIVEL A.N. (OR METRIC)



PART NO.	"A" FTG. SIZE	"B" THREAD SIZE
AT949064ERL	6	7/16-20
AT949065ERL	6	1/2-20
AT949006ERL	6	9/16-18
AT949068ERL	6	3/4-16
AT949091ERL	6	12mm x 1.25
AT949092ERL	6	12mm x 1.5
AT949093ERL	6	7/8-20
AT949094ERL	6	9/16-24
AT949096ERL	6	5/8-18
AT949086ERL	8	9/16-18
AT949008ERL	8	3/4-16
AT949081ERL	8	7/8-14
AT949083ERL	8	7/8-20
AT949009ERL	10	3/4-16
AT949010ERL	10	7/8-14
AT949011ERL	10	1 1/16-12
AT949013ERL	12	7/8-14
AT949012ERL	12	1 1/16-12

### CARB ADAPTERS



PART NO.	"A" FTG. SIZE	"B" THREAD SIZE
AT991942ERL	6	9/16-24
AT991943ERL	6	7/8-20
AT991948ERL	8	7/8-20 long
AT991957ERL	8	7/8-20 short

# UNANODIZED ADAPTERS

## ADAPTERS

Earl's "UP" aluminum adapters are unplated and polished so you can finish your custom plumbing system by plating them the color of your choosing. You can also have them clear coated for a clean polished aluminum look.

**\*Adapters must be anodized, plated or clear coated before assembly.**

### UNION - MALE



PART NO.	"A" FTG. SIZE	"B" FTG. SIZE
UP981504ERL	4	4
UP981506ERL	6	6
UP981508ERL	8	8
UP981510ERL	10	10
UP981512ERL	12	12
UP981516ERL	16	16

### 90° ELBOW



PART NO.	"A" FTG. SIZE	"B" NPT THREAD SIZE
UP982204ERL	4	1/8
UP982244ERL	4	1/4
UP982262ERL	6	1/8
UP982206ERL	6	1/4
UP982266ERL	6	3/8
UP982268ERL	6	1/2
UP982207ERL	8	1/4
UP982208ERL	8	3/8
UP982288ERL	8	1/2
UP982211ERL	10	3/8
UP982210ERL	10	1/2
UP982209ERL	10	3/4
UP982213ERL	12	1/2
UP982212ERL	12	3/4
UP982215ERL	16	3/4
UP982216ERL	16	1

### STRAIGHT



PART NO.	"A" FTG. SIZE	"B" NPT THREAD SIZE
UP981604ERL	4	1/8
UP981644ERL	4	1/4
UP981662ERL	6	1/8
UP981606ERL	6	1/4
UP981666ERL	6	3/8
UP981668ERL	6	1/2
UP981607ERL	8	1/4
UP981608ERL	8	3/8
UP981688ERL	8	1/2
UP981611ERL	10	3/8
UP981610ERL	10	1/2
UP981609ERL	10	3/4
UP981613ERL	12	1/2
UP981612ERL	12	3/4
UP981615ERL	16	3/4
UP981616ERL	16	1

### AN TEE



PART NO.	"A" FTG. SIZE	"B" FTG. SIZE	"C" FTG. SIZE
UP982404ERL	4	4	4
UP982406ERL	6	6	6
UP982408ERL	8	8	8
UP982410ERL	10	10	10
UP982412ERL	12	12	12
UP982416ERL	16	16	16

### 45° ELBOW



PART NO.	"A" FTG. SIZE	"B" NPT THREAD SIZE
UP982304ERL	4	1/8
UP982344ERL	4	1/4
UP982362ERL	6	1/8
UP982306ERL	6	1/4
UP982366ERL	6	3/8
UP982368ERL	6	1/2
UP982307ERL	8	1/4
UP982308ERL	8	3/8
UP982388ERL	8	1/2
UP982311ERL	10	3/8
UP982310ERL	10	1/2
UP982309ERL	10	3/4
UP982313ERL	12	1/2
UP982312ERL	12	3/4
UP982316ERL	16	1

### STRAIGHT BULKHEAD



PART NO.	"A" FTG. SIZE	"B" FTG. SIZE
UP983203ERL	3	3
UP983204ERL	4	4
UP983206ERL	6	6
UP983208ERL	8	8
UP983210ERL	10	10
UP983212ERL	12	12
UP983216ERL	16	16

### BULKHEAD NUT



PART NO.	QTY. PER PKG.	"A" FTG. SIZE	"B" FTG. SIZE
UP592403ERL	2	3	3
UP592404ERL	2	4	4
UP592406ERL	2	6	6
UP992408ERL	1	8	8
UP992410ERL	1	10	10
UP992412ERL	1	12	12
UP992416ERL	1	16	16

# ALUMINUM & STEEL ADAPTERS

## ADAPTERS

### CARBURETOR / POWER STEERING / FUEL PUMP / FUEL INJECTION ADAPTERS

	PART NO.	HOSE END SIZE	APPLICATION
	991941ERL	6	Carter® / Edelbrock® with 5/8-20 thread size
	991942ERL	6	Single Inlet Holley/Reman with 9/16-24 thread size
	991943ERL	6	Dual Feed Holley/Reman (short) w/ 7/8-20 thread size
	991944ERL	6	Weber with 12mm X 1.50 thread size
	991945ERL	6	Dellorto / Solex / Mikuni with 12mm X 1.25 thread size
	991946ERL	6	Power Steering / Fuel Pump - 5/16 Tube Inverted Flare with 1/2-20 thread size
	961946ERL (Steel)	6	Power Steering / Fuel Pump - 5/16 Tube Inverted Flare with 1/2-20 thread size
	991947ERL	6	Power Steering / Fuel Pump - 3/8 Tube Inverted Flare with 5/8-18 thread size
	961947ERL (Steel)	6	Power Steering / Fuel Pump - 3/8 Tube Inverted Flare with 5/8-18 thread size
	991948ERL	8	Dual Feed Holley/Reman (extended) with 7/8-20 thread size

	PART NO.	HOSE END SIZE	APPLICATION
	991949ERL	6	Rochester with 7/8-20 thread size
	991950ERL	6	Power Steering - Inverted Flare with 11/16-18 thread size
	961950ERL (Steel)	6	Power Steering - Inverted Flare with 11/16-18 thread size
	991951ERL	6	Dellorto - Cupped Banjo for 7mm Banjo Bolt
	991952ERL	6	Rochester 75 up with 1"-20 thread size
	991953ERL	6	Weber with 10mm X 1 thread size
	991954ERL	6	Power Steering / Fuel Injection - O-Ring Seal 14mm X 1.5
	991955ERL	6	Power Steering / Fuel Injection - O-Ring Seal 16mm X 1.5
	961955ERL (Steel)	6	Power Steering / Fuel Injection - O-Ring Seal 16mm X 1.5
	991956ERL	6	Power Steering - O-Ring Seal with 18mm X 1.50 thread size
	961956ERL (Steel)	6	Power Steering - O-Ring Seal with 18mm X 1.50 thread size

# ALUMINUM & STEEL ADAPTERS





## ADAPTERS

### CARBURETOR / POWER STEERING / FUEL PUMP / FUEL INJECTION ADAPTERS

	PART NO.	HOSE END SIZE	APPLICATION
	991957ERL	8	Dual Feed Holley/Reman with 7/8-20 thread size
	9894DBHERL	6	Fuel Injection Fem. O-Ring Seal with Fem. 14mm X 1.5 thread size
	9894DBJERL	6	Fuel Injection Fem. O-Ring Seal with Fem. 16mm X 1.5 thread size
	982484ERL	8	-8 AN male tee with -4 AN on run

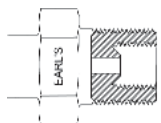
	PART NO.	HOSE END SIZE	APPLICATION
	AT982484ERL*	8	-8 AN male tee with -4 AN on run * Hard Anodized
	977606ERL	6	-6 AN male to 9/16 banjo
	977646ERL <b>NEW!</b>	4	-4 AN male to 9/16 banjo
	997596ERL <b>NEW!</b>	-	9/16 -18 Bolt

### BRAKE SYSTEM ADAPTERS

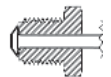
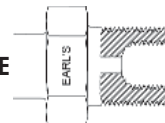
	PART NO.	PKG QTY	THREAD SIZE
	501902ERL	2	-3 AN to 4 AN
	581531ERL	2	-3 AN to 3/8-24 inverted flare short
	581533ERL	2	-3 AN to 3/8-24 inverted flare long
	591932ERL	2	-3 AN to 7/16-24 inverted flare

	PART NO.	PKG QTY	THREAD SIZE
	591941ERL	2	-4 AN to 7/16-20 inverted flare
	591942ERL	2	-4 AN to 7/16-24 inverted flare
	591972ERL	2	-4 AN to 3/8-24 inverted flare short
	591982ERL	2	-4 AN to 3/8-24 inverted flare long

CONVEX INVERTED FLARE



CONCAVE





# ALUMINUM & STEEL ADAPTERS

## ADAPTERS

### BRAKE SYSTEM ADAPTERS

	PART NO.	PKG QTY	THREAD SIZE
	592032ERL	2	-3 AN to 10mm x1.0
	592035ERL	2	-3 AN to 10mm x1.25 inverted flare
	592042ERL	2	-4 AN to 10mm x1.0
	592045ERL	2	-4 AN to 10mm x1.25 inverted flare
	592046ERL (Aluminum)	2	-3 AN to 1/2-20 inverted flare
	592047ERL (Aluminum)	2	-4 AN to 1/2-20 inverted flare
	592048ERL (Aluminum)	2	-3 AN to 9/16-18 inverted flare
	592049ERL (Aluminum)	2	-4 AN to 9/16-18 inverted flare
	963243ERL	1	-3 AN Long Side, -4 AN Short Side

### TUBING ADAPTER

	PART NO.	PKG QTY	THREAD SIZE
	989531ERL	1	-3 AN to 3/8-24 Fem.
	989543ERL	1	-3 AN to 3/8-24 Fem. inverted flare
	989534ERL	1	-3 AN to Fem. 10mm x1.0
	989535ERL	1	-3 AN to Fem. 10mm x1.25
	989545ERL	1	-3 AN to Fem. 10mm x1.0 inverted flare
	989536ERL	1	-3 AN to Fem. 10mm x1.25 inverted flare

# ALUMINUM & STEEL ADAPTERS

## ADAPTERS

### BRAKE SYSTEM ADAPTERS

TUBING ADAPTER	PART NO.	PKG QTY	THREAD SIZE
	989532ERL	1	-4 to 3/8-24 Fem. inverted flare
	989541ERL	1	-4 to 3/8-24 Fem.
	989542ERL	1	-4 to Fem. 10mm x1.0 inverted flare
	989544ERL	1	-4 to Fem. 10mm x1.0 inverted flare
	989546ERL	1	-4 AN to Fem. 10mm x1.25
	989547ERL	1	-4 AN to Fem. 10mm x1.25 inverted flare
	989537ERL	1	-3 AN to 10mm x1.0 inverted flare (Honda)
	989538ERL	1	-3 AN to 10mm x1.0 inverted flare (Toyota)
	989548ERL	1	-4 AN to 7/16-24 inverted flare
	989549ERL	1	-3 AN to 7/16-24 inverted flare
	989500ERL	1	-3 hose Clip-in Fairlead

BANJOS	PART NO.	THD. SIZE	HOLE DIAMETER	HEIGHT
	997603ERL	-3 AN	3/8"	.425
	997604ERL	-4 AN	7/16"	.425
	997631ERL	-3 AN	10mm	.425
	997634ERL	-3 AN	7/16"	.425
	997635ERL	-3 AN	12mm	.425
	997641ERL	-4 AN	10mm	.425
	997643ERL	-4 AN	3/8"	.425

DOT BANJOS	PART NO.	DESC.	HOLE	WIDTH	HEIGHT
	9976031ERL	Sq. Banjo Center	3/8"-10mm	0.75"	0.5"
	9976032ERL	Sq. Banjo Center	7/16"	0.75"	0.5"
	9977031ERL	10° Sq. Banjo Center	3/8"-10mm	0.75"	0.45"
	9977032ERL	10° Sq. Banjo Center	7/16"	0.75"	0.45"

# ALUMINUM & STEEL ADAPTERS

## ADAPTERS

### BRAKE SYSTEM ADAPTERS

#### DOT BANJOS

PART NO.	DESC.	HOLE	WIDTH	HEIGHT
 9976033ERL	Sq. Banjo Offset	3/8"-10mm	0.75"	0.5"
 9976034ERL	Sq. Banjo Offset	7/16"	0.75"	0.5"
 9977033ERL	10° Sq. Banjo Offset	3/8"-10mm	0.75"	0.45"
 9977034ERL	10° Sq. Banjo Offset	7/16"	0.75"	0.45"
 9978031ERL	Lg. Rd. Banjo	3/8"-10mm	-	10mm
 9978032ERL	Lg. 7° Rd. Banjo	3/8"-10mm	-	10mm
 9978033ERL	Lg. 15° Rd. Banjo	3/8"-10mm	-	10mm
 9978034ERL	Lg. 30° Rd. Banjo	3/8"-10mm	-	10mm
 9978035ERL	Lg. 40° Rd. Banjo	3/8"-10mm	-	10mm
 9978036ERL	Lg. 25° side Rd. Banjo	3/8"-10mm	-	10mm

#### BANJO BOLTS

PART # FOR .425 BANJO HGHT.	PART # FOR 8mm BANJO HGHT.	THREAD SIZE	BANJO HOLE DIAMETER
 997503ERL	997503ERL	3/8-24 Single	3/8"
 997504ERL	997504ERL	7/16-20 Single	7/16"
 997513ERL	997513ERL	3/8-24 Double for 2 Banjos	3/8"
 997514ERL	-	7/16-20 Double for 2 Banjos	7/16"
 997515ERL	997515ERL	10mm x1.25 Single	10mm
 997516ERL	-	3/8-24 inverted flare	3/8"
 997517ERL	997517ERL	10mm x1.0 Single	10mm
 997518ERL	997518ERL	10mm x1.25 Double	10mm
 997519ERL	997519ERL	10mm x1.0 Double	10mm

# ALUMINUM & STEEL ADAPTERS

## ADAPTERS

### BRAKE SYSTEM ADAPTERS

BANJO BOLTS	PART #	PART #	THREAD SIZE	BANJO HOLE DIAMETER
	FOR .425 BANJO HGHT.	FOR 8mm BANJO HGHT.		



977520ERL 997520ERL 10mm x1.50 Single 10mm



977521ERL - 1/8 NPT Male to 3/8-24 3/8"



977522ERL - 7/16-24 Single 7/16"

#### TEE

PART NO.	DESCRIPTION
----------	-------------



961701ERL 1/8 NPT Fem. (all 3), no mounting hole



972050ERL 3/8-24 I.F. on sides, 3/8-24 straight thread on branch, 1/4 mounting hole



972051ERL 7/16-24 I.F. on one run, 3/8-24 other run and branch, 7/16 mounting hole



972051AERL 3/8-24 I.F. on branch, #3 AN male on one run, 7/16-24 I.F. on other run



972051BERL #3 AN male on branch, 3/8-24 I.F. on one run, 7/16-24 I.F. on other run



972052ERL 3/8-24 I.F. all 3 ports, 7/16 mounting hole



972053ERL 3/8-24 I.F. on branch, 3/8-24 at run, 5/8-18 mounting nut

#### TEE

PART NO.	DESCRIPTION
----------	-------------



972053AERL 3/8-24 I.F. on branch, 3/8-24 at run, 5/8-18 mount #3 AN male on other run



972053BERL #3 AN male on branch, 3/8-24 I.F. on run and 5/8-18 mounting nut on run



972054ERL 3/8-24 I.F. all runs 7/16 mounting hole



972054AERL 3/8-24 I.F. on branch, #3 AN male on one run, 3/8-24 I.F. on other run



972054BERL #3 AN male on branch, 3/8-24 on both runs



972055ERL 3/8-24 I.F. on branch, 3/8-24 on one run, 7/16-24 I.F. on other run. 7/16" Mount hole



972056ERL 10mmx1 x 10mmx1 x 3/8-24 I.F. 5/8-18 mounting nut



972057ERL #3 AN male on branch, 10mm x 1.0 bubble flare on both runs



972057BERL #3 AN male on branch, 10mm x 1.0 bubble flare on both runs



972058ERL 3/8-24 I.F. (all ports) 5/8-18 mounting nut



972059ERL Y-fitting 3/8-24 I.F. (all ports) 7/16 mount hole



972060ERL Y-fitting 3/8-24 I.F. (all ports)